

How to Reset Your Password

Reset password using "Forgot your password?":

1. On the Portal login page, click **Forgot your password?** underneath the Login button.

PORTAL LOGIN

ISS INDEPENDENT
SUPPORT SERVICES INC.
Make your Own Path

EMAIL

PASSWORD

LOGIN

[Forgot your password?](#) [Need help logging in?](#)

2. Enter the email address on file with ISS and click **Submit**. Instructions will be sent to the email address you provide.

i Make sure you are typing the email you provided to ISS as your contact. If you do not remember which email address you provided, please reach out to your assigned Self Direction Coordinator.

RESET YOUR PASSWORD

Give us your email address and we will send instructions for resetting your password.

EMAIL

SUBMIT

[< Back to Login](#)

1. Check your email for the instructions sent from websupport@issny.org. Open the email and click the blue **Reset Password** button.

ISS INDEPENDENT
SUPPORT SERVICES INC.
Make your Own Path

Your Account Password Reset Link

[Redacted]

On Thursday, February 23rd, 2023 at 11:15 am, a password reset was requested for [Redacted]. If this request was sent by you, and you wish to reset your password, please click on the button below and follow the on screen instructions.

If you have any questions or concerns please contact us at websupport@issny.org.

Reset Password

Independent Support Services Inc,
631-864-2536

2. Provide a new password and confirm the password by typing it into the second box. Once finished, click **Submit**. You will be taken back to the login screen after submitting your new password. From the login screen, use the password you just set to log into your account.

CREATE A NEW PASSWORD

PASSWORD

CONFIRM PASSWORD

SUBMIT

[« Back to Login](#)

Resetting your password using the "Portal Access Information" email:

If you requested a password reset from ISS directly, you will receive an email entitled "**ISS Portal Access Information**".



Below is an example of the Portal Access Information email. It may look different depending on your email client, but the contents are the same. The username and password you will receive will be unique. Please make sure to reference and use the information in the email you receive and not the example.

Dear [REDACTED],

Your username and password for the ISS Portal are as follows:

username: [REDACTED]
password: balu551x

Our Portal can be found at:

<https://portal.issny.org>


You are being sent this email as a new user or as the result of an update to your contact information.

Sincerely,
Independent Support Services

...


For more Information, visit our Help Website at:

<https://help.issny.org/>

 The password provided in this email is a temporary password. Upon successful login, you will be required to change your password and the temporary password will no longer work.


1. Go to the Portal login page and type in the provided username/email and the temporary password.

PORTAL LOGIN



EMAIL

PASSWORD



LOGIN

[Forgot your password?](#) [Need help logging in?](#)

2. Upon successful login, you will be taken to the **Profile Settings** page where it will ask you to create a new password. Enter the temporary password in the "Current Password" field. Next, provide a new password in the "New Password" field and confirm the password by typing it into "Repeat New Password" box. Once finished, click **Change Password**. You will be taken to the **Two-Factor information page** where you'll be able to proceed with the login process.

Profile Settings



• Change Password

Change Your Password

Two-Factor Information

Phone Number

Email Address

Current Password

New Password

Repeat New Password

Back to Login

Change Password



In the **Current Password** field, enter the temporary password from the email **ISS Portal Access Information** email.

Updated 2/23/2023

🔄 Revision #20

★ Created 11 November 2020 23:00:41 by Admin

✎ Updated 4 December 2023 17:50:37 by Elizabeth Lukan